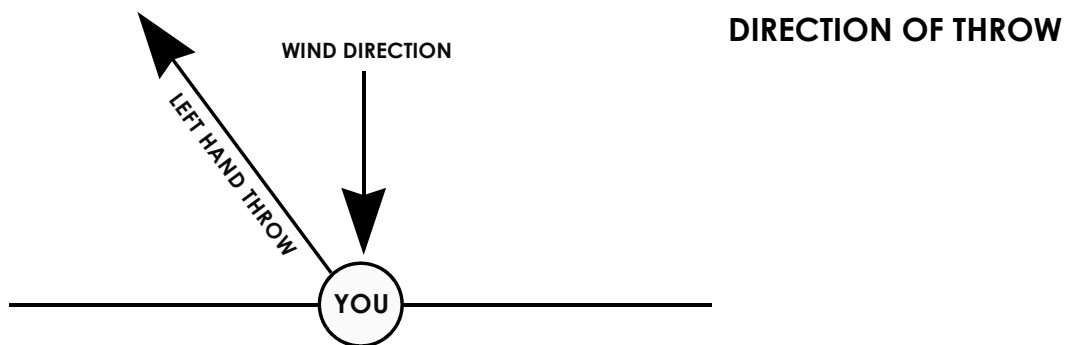


# HOW TO THROW LEFT HANDED BOOMERANGS

"ONE Boomerangs" is in no way responsible for the misuse of our boomerang products, it is the owners full responsibility to ensure the safety of oneself, others and property. Visit: [www.oneboomerangs.com](http://www.oneboomerangs.com)



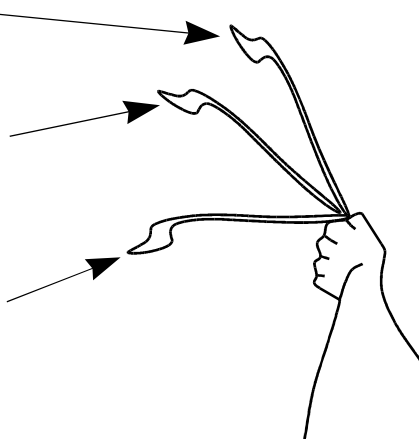
It is important to throw your boomerang in the correct direction in relation to the wind, a good starting point is 45 degrees off the wind, in stronger wind conditions you will need to throw further off the wind. **If your boomerang comes back too far to the left your next throw should be more to the right, and if your boomerang comes back too far to the right your next throw should be more to the left, try a few degrees at a time.**

## THE ANGLE

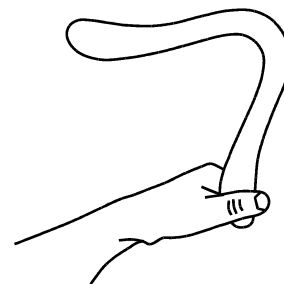
This is a good angle to start with when throwing your boomerang for the first time.

This angle is used in very light wind conditions where the wind is very minimal, It will be easier for your boomerang to make a full return.

**This angle should'nt be used ever,** your boomerang will fly very high and surely crash and possibly break.

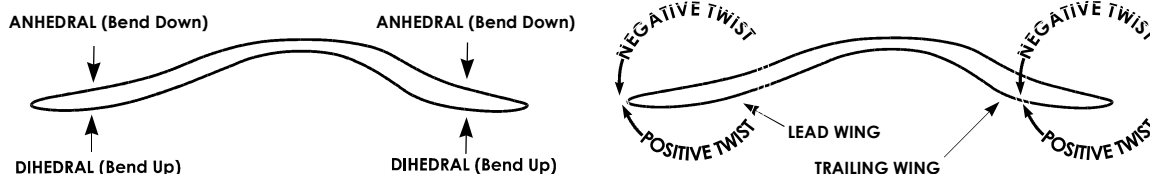


## THE GRIP



Make your hand into the shape of a fist then open your thumb to insert the boomerang. This grip is all that is required to impart maximum spin.

## TUNING



Twisting the wings of your boomerang is a great way to alter the flight path and performance to a way that suits you best, just remember that a little goes a long way, only subtle twisting is required, wild twisting could result in breakage.

**Lead wing twist:** A positive twist will decrease the distance and increase the altitude, a negative twist will increase the distance and decrease the altitude.

**Trailing wing twist:** A positive twist will decrease the distance and decrease the altitude, a negative twist will increase the distance and increase the altitude.

**Dihedral:** If you want your boomerang to fly higher then you will need to bend the wing up, this can be done with one or more wings.

**Anhedral:** If you want your boomerang to fly lower then you will need to bend the wing down, this can be done with one or more wings.